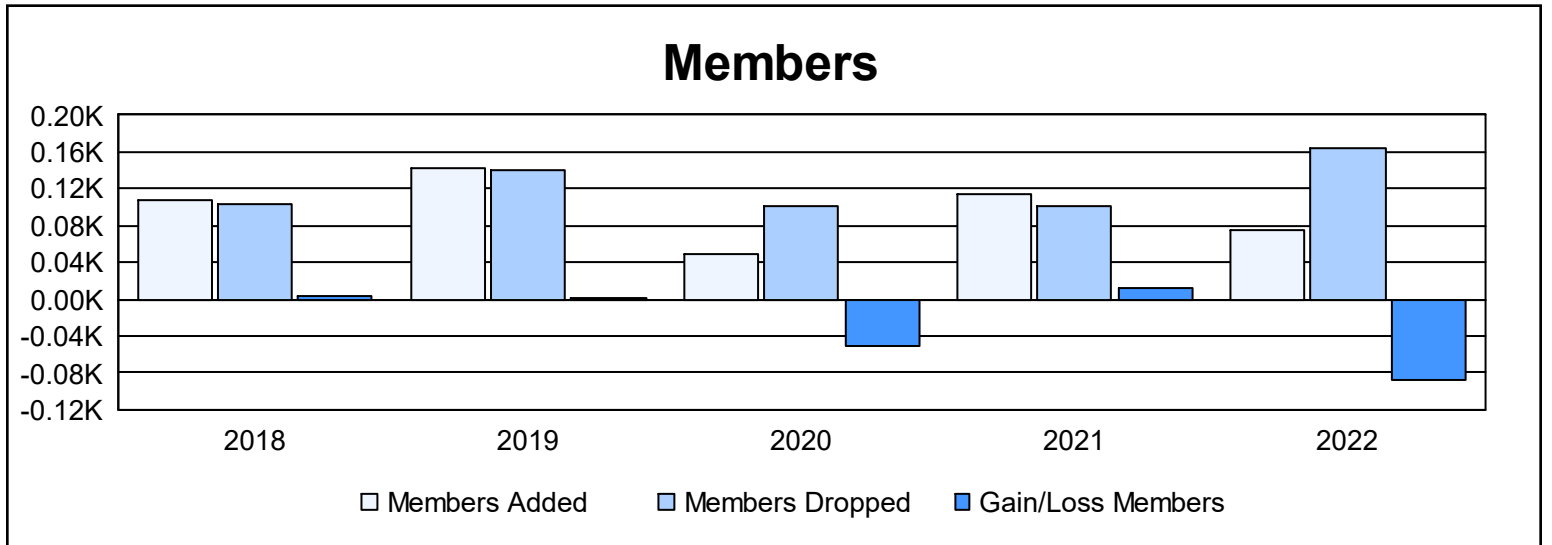
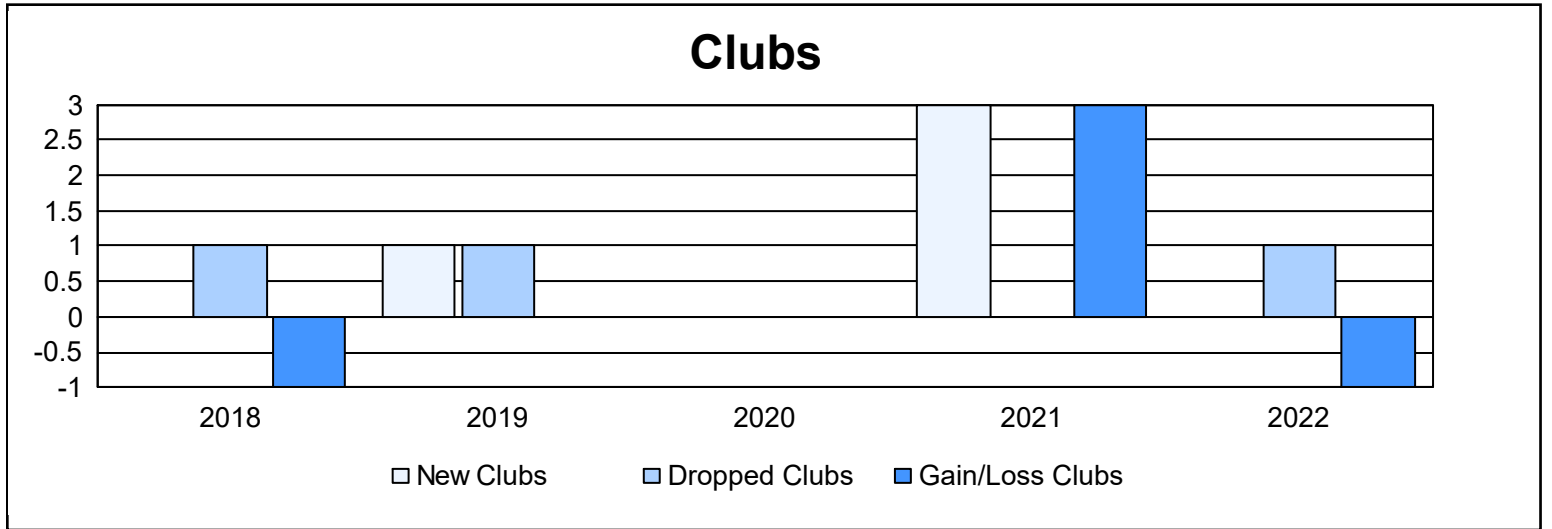
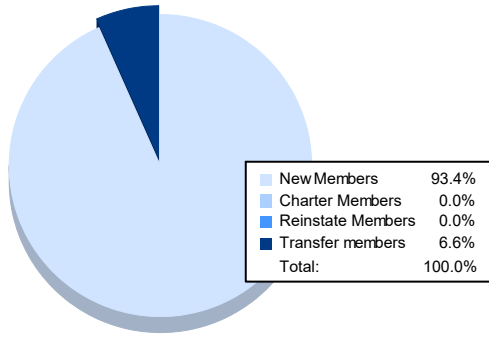


| Year           | New Clubs | Dropped Clubs | Gain/ Loss Clubs | New Members | Charter Members | Reinstate Members | Transfer Members | Total Member Added | Total Members Dropped | Gain/ Loss Members |
|----------------|-----------|---------------|------------------|-------------|-----------------|-------------------|------------------|--------------------|-----------------------|--------------------|
| 2017-2018      | 0         | 1             | -1               | 103         | 0               | 3                 | 2                | 108                | 104                   | 4                  |
| 2018-2019      | 1         | 1             | 0                | 99          | 24              | 15                | 5                | 143                | 141                   | 2                  |
| 2019-2020      | 0         | 0             | 0                | 47          | 0               | 1                 | 2                | 50                 | 101                   | -51                |
| 2020-2021      | 3         | 0             | 3                | 59          | 52              | 2                 | 2                | 115                | 102                   | 13                 |
| 2021-2022      | 0         | 1             | -1               | 71          | 0               | 0                 | 5                | 76                 | 164                   | -88                |
| <b>Average</b> | <b>1</b>  | <b>1</b>      | <b>0</b>         | <b>76</b>   | <b>15</b>       | <b>4</b>          | <b>3</b>         | <b>98</b>          | <b>122</b>            | <b>-24</b>         |



### Membership Composition June 2022 Cumulative



### Gender Composition June 2022 Cumulative

